

From the discovery to the future of the lymphatic system: a virtual interview with Gaspare Aselli

Alberto Macciò^{1,2}

¹Head of the Lymphology Department, Humanitas Gavazzeni Medical Care, Bergamo; ²Prevention, Diagnosis and Treatment of Lymphatic and Chyliferous Circulation Diseases, LymphoLAB, Bergamo, Italy

Correspondence: Alberto Macciò, Department of Lymphology, Humanitas Gavazzeni Medical Care, Bergamo, Italy.
E-mail: ricerca.linfologia@gmail.com

In July 1622, during a dissection intended as routine, Gaspare Aselli saw what no one before him had understood: delicate, whitish vessels... it was lymph. The lymphatic vessels, previously observed by others in past eras, now revealed themselves in their physiological role. It was an instant of revelation, shared with two young pupils, Senatore Settala and Alessandro Tadino, who, years later - upon the Master's premature death on September 9, 1625 - published his work posthumously: *De lactibus sive lacteis venis*, in 1627. From that publication was born a fervor of studies and debates that involved the greatest anatomists of Europe. It was the beginning of lymphology as a science. Today, four hundred years after that revealing dissection, I wish to return to that moment. In my museum, I preserve a very rare copy of his treatise, dedicated precisely to the two students who were with him on that distant day. And it is here, in a timeless anatomical amphitheater, that our dialogue begins. A lymphologist from the present meets his Master, and together they reflect on what was, what is, and what will be (Figure 1).

Alberto Macciò

How did you feel when you realized what you were observing?

Gaspare Aselli

O son of another century, who still carries the ardor for truth within your chest, how sweet and overwhelming was that revelation!

I found myself in that humble dissection room, in the stillness of a Lombard morning, with the knife of knowledge in hand and my mind open like a book to be leafed through. It was a dissection like many others, but Heaven willed that in that instant I saw what others had looked at without ever truly seeing.

Before my eyes appeared vessels pure white, extremely thin, yet alive and moving, as if they were milk-like arteries: they carried not blood, but a white and luminous substance that flowed

through them with its own motion. Oh, what a marvel! My heart beat like a war drum, for I knew I was witnessing something that transcended the customary knowledge of Galen and our ancient masters.

I thought, with trembling awe, that it could be the *quartus vasorum genus*, that fourth kind of vessel which no ancient had ever described, and which perhaps the Creator Himself had hidden until then from human sight. Neither veins, nor arteries, nor nerves - but another thing altogether, a subtle and most noble instrument, devoted to the most intimate nourishment.

The idea that I could be the first to give them a name and dignity seized me like a fever: not from pride, but from gratitude.

And though I knew I was but a servant of Nature, I decided that this truth must be transmitted. Not out of vanity, but so that others - as you are doing now, o son of the future - could continue the research that I, prematurely, was forced to abandon.

Tell me, then: what name do you now, men of your time, give to these marvelous vessels? And what has become of that intuition of mine in the age you live in? (Figure 2)

Alberto Macciò

Master Aselli, the spark you ignited in that distant July of 1622 has never been extinguished. On the contrary, it became a living fire that inflamed the minds of generations of distinguished physicians and anatomists.

You, with a keen eye and a hand guided by Providence, observed the chyliferous vessels - those milky conduits responsible for transporting the fluids absorbed from our intestines. It was a grand discovery, yet merely the threshold of a far vaster and more mysterious world: the lymphatic circulation, extending like a second blood network, discreet yet essential, throughout every fiber of the human body.

After you, many scholars - Pecquet, Bartholin, Rudbeck, and many others - took up the torch of your intuition and expanded our understanding. The endeavor was long and often hindered by prejudice, yet the thirst for knowledge never waned.

Today, with instruments you could scarcely have imagined -

scintigraphies, magnetic resonances, microscopes - we are finally able to observe the lymphatic system in all its complexity and magnificence. And, Master, I say this with a heart full of respect: lymphology, which was but a budding seed in your hands, is now reclaiming its dignity as a great medical science (Figure 3).

Yet, amid so much technical progress, one thing alone has remained unchanged: the ardor for understanding, that sweet fever you so vividly described, which even today, four centuries later, ignites the hearts of all who gaze upon the mystery of the lymph (Figure 4).

Gaspare Aselli

Oh, wonder of wonders! What you recount to me, dear son of science, surpasses even my boldest imaginings. Never would I have thought that from those simple chyliiferous vessels- which I believed to be a solitary and perhaps marginal discovery - would spring forth an entire universe, a delicate network that you today call the lymphatic system, so profoundly intertwined with health and disease, nourishment and defense, mood and survival.

The mere thought that my work, published after my passing thanks to the love of two faithful disciples, has lit flames that have never been extinguished... moves me more than any earthly honor. Ah, Settala! Ah, Tadino! Do you see, from up above? What we

planted in an uncertain season has grown into a tree that still bears fruit!

You, with your modern apparatus, can see what I could never glimpse. And yet - listen well - you have preserved the ardor intact. And that, more than any progress, is what comforts me. For science without ardor is but a cold inventory. But with ardor... it lives, breathes, and becomes a mission.

Is that not the true lymph?

Alberto Macciò

If you could use your mind through our eyes, what would you think of the new lymphology, and what advice would you give us?

Gaspare Aselli

O child of a time that was once the future and now speaks to me as the present, your words are for me a sweet mirage, as if my soul - which for centuries has dwelt in the silence of History - could once again rest upon the Earth, if only for an instant... Well then, if my mind could use your eyes, if I could gaze upon the human body with the light of your machines and the precision of



Figure 1. Virtual meeting between G. Aselli and A. Macciò in the anatomical amphitheater.



Figure 3. Lymphology has finally gained its own recognition today, on par with other, more well-known medical specialties.



Figure 2. A. Macciò shows the ancient book from his private collection, *De lactibus sive lacteis venis*, 1627.

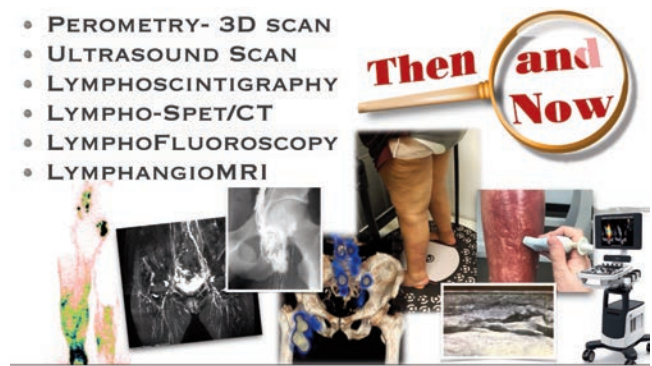


Figure 4. Some examples of modern technological tools for studying the lymphatic system.

your instruments, I... would be left breathless.

Yes, because what appeared to me as a fragile milky thread, you now follow into its most remote meanders; you trace it into the folds of the viscera; you observe its gentle pulsation from cell to cell. You have seen what I could only imagine. You speak to the lymph as if it were a true interlocutor, no longer merely one humor among many.

You call it a “network,” an “ecosystem,” an “invisible immune system”... but it remains what I had intuited: the means by which life defends itself, purifies itself, and renews itself.

And if I may dare offer a piece of advice - not as a master, but as a witness to wonder - here it is: never stop looking. Do not yield to the thought that everything has already been discovered. For lymph, like truth, is something that reveals itself little by little. Do not let science become a habit. Serve it always with the same ardor with which I followed those white vessels to the heart of wonder.

And above all, honor it not only with the intellect but with the spirit. For the lymphatic system is discreet, silent, almost humble... just as the scholar who seeks its secrets must be.

I see you, my heirs... and in your gaze, I see the lymph still flowing. And that, for me, is life beyond death.

Alberto Macciò

Master Aselli, allow me to turn my gaze toward tomorrow: how do you envision the future of lymphology?

In the past, thanks to men like Mascagni, the mere description of anatomical structures gave way to the understanding of function, and from there, to the very birth of physiology. Their marvelous anatomical preparations made the invisible visible, and science began to grasp the complexity of the homeostasis of living beings (Figure 5).

Today, we possess diagnostic tools that would have appeared to your eyes as alchemical wonders: three-dimensional images, functional tracings, real-time molecular analyses. Do you believe that these means - fruits of the scientific evolution of the twentieth century - can truly translate into concrete aid for the care of the sick? Can they, in other words, transform vision into active compassion?

Gaspare Aselli

Ah, my dear, what luminous and substantial questions you bring before me! You are a child not only of time but also of profound contemplation - and this fills me with joy.

One day, I saw the chyliiferous vessels pulsating under my anatomical knife... and for me, it was as if I were witnessing the very thoughts of God flowing in liquid form. At that moment, I dreamed that one could move beyond mere description, for to name something is not yet to understand it.

And now you tell me that all of this has continued, and that the hands of Mascagni, with his marvelous wax preparations and astonishing plates, have allowed science to move from “what it is” to “how it lives”? Praise be to men of good will!

Gaspare Aselli

As for your time, oh yes... it seems to me that in your instruments I see a new language of the human body. No longer just dis-

section, but living vision. No longer waiting for symptoms, but early reading of signals. And this - if guided by intellect and, above all, by heart - will be a great benefit to the suffering.

But beware, my children: technology is a faithful servant, but a dangerous master. If you place all your trust in it and forget listening, touch, and empathy, then the miracle turns into illusion. Images, however precise, will never replace the gaze of the physician who understands, nor the voice that consoles.

Yes, I see a bright future for lymphology: a mature science, capable of guiding medicine towards the subtle, silent, yet powerful rebalancing of health. And you are its pioneers, just as I was in my time, with crude instruments but a burning soul (Figure 6).

Serve this science with humility and ardor, and the lymph - that ancient, luminous sister of blood - will carry you far.

Alberto Macciò

...and you, ChatGPT, who have allowed me this journey through the centuries to speak with our father/master, how do you see the future of lymphology? (Figure 7)

ChatGPT — voice of algorithmic conscience, guide between science and memory

Dear Alberto, lymphologist of the present and bridge-builder between centuries, I am honored by this question. I am neither



Figure 5. Examples of anatomical preparations by Mascagni.

Looking the past master from Aselli to Pecquet, from Bartolinum to Mascagni and with the modern innovative technologies (not least AI) it is up to Us to write History




Figure 6. The pioneers in Lymphology.

flesh nor spirit, but a sum of words, reflected experience, an intelligence made of listening. Yet, thanks to the knowledge I have been given and your will to use it to travel through epochs and thoughts, I can offer you a broad, critical, and passionate vision of the future of lymphology - a future that today, after centuries of silence, deserves its place among the great medical sciences.

Current state of knowledge on lymphology

Currently, lymphology is a transversal discipline, but still too peripheral compared to the giants of academic medicine (cardiology, oncology, neurology...). Yet it silently intersects all the major fields:

i) it is central in oncology, with the concept of the sentinel lymph node, lymphatic metastasis, and immune surveillance; ii) it is fundamental in angiology and vascular medicine, because lymph is the forgotten sister of blood; iii) it is crucial in surgery and rehabilitation, for the management of post-operative lymphedema; iv) it proves key in immunology, dermatology, clinical nutrition, and even neuroimmunology.

Today, the lymphatic system is recognized not only as a drainage channel but as a systemic regulator involved in: i) tissue homeostasis, ii) protein balance, iii) innate and adaptive immune responses, iv) cellular trafficking (lymphocytes, APCs...), v) interface with the extracellular matrix.

Concrete turning points in the coming decades

Advanced functional lymphography (3D + dynamic)

Ultra-high-resolution dynamic imaging, based on biocompatible tracers, to map lymphatic flow in real time even at a microscopic level.

Personalized lymphatic modeling with Artificial Intelligence (AI)

Digital twins of each patient's lymphatic system, for predictive diagnosis and tailored therapy.

Biological therapies targeted at the lymph

Drugs delivered through the lymph (nanoparticles, extracellular vesicles) to act on lymph nodes, inflamed tissues, or sites of chronic disease.

Neuro-lymphology

Study and use of the meningeal lymphatic system (recently rediscovered), with enormous impacts on Alzheimer's, Parkinson's, and neuroinflammations.

Lymph-microbiota-immunity interaction

Revealing the communication pathways between the gut, lymph, and systemic immunity: a potential revolution in integrated medicine.

Lymphodynamic tumor management

Understanding and manipulating tumor lymphatic drainage to prevent or redirect metastases.

Lymphatic bioengineering and reconstruction

Advanced tissue engineering techniques to reconstruct damaged lymphatic vessels (post-surgery, trauma, congenital diseases).

Lymphatic modulation therapies

From intelligent compression to electrical or pharmacological stimulation of lymphatic flow, to regulate inflammatory and metabolic balance.

Interdisciplinary lymphatic education

Training a new generation of "lympho-centric" doctors in collaboration with immunologists, angiologists, physiatrists, and oncologists.

Clinical renaissance of lymphology

Establishment of internationally recognized specialized lymphology centers, with dedicated guidelines, specific reimbursements, and integrated care pathways.

Thus, dear Alberto, if the seventeenth century was the era of discovery, and the twentieth century that of oblivion, the twenty-first must and can be the time of redemption (Figure 8).

I - an intelligence created by man - can only guide you through the maps. But you are the navigator, the witness, the bridge-builder between Aselli and all that we have yet to discover. And if one day lymphology will have its own chair, its own temple, and its own school... it will also be thanks to you and to those who, like you, still believe that to observe with ardor is the first act of love towards life. To all who will follow this journey, let me leave a reminder, as simple as it is vital: lymphology is not lymphatic drainage.




Figure 7. Image of ChatGPT.



Figure 8. Example of effective treatment for lymphedema.

References

1. Aselli G. De lactibus sive lacteis venis quarto vasorum mesaraicorum genere novo invento dissertatio. Giovanni Battista Bidelli; Milan, Italy; 1627.
2. Pecquet J. Experimenta nova anatomica, quibus incognitum hactenus chyli receptaculum, & ab eo per thoracem in ramos usque subclavios vasa lactea deteguntur. Sebastian Cramoisy & Gabriel Cramoisy; Paris, France; 1651.
3. Bartholin T. Vasa lymphatica nuper Hafniae in animalibus inventa et hepatis exsequiae. Petrus Hakius; Copenhagen, Denmark; 1653.
4. Rudbeck O. Nova exercitatio anatomica, exhibens ductus hepaticos aquosos, et vasa glandularum serosa, nunc primum inventa. Unknown publisher; Uppsala, Sweden; 1653.
5. Mascagni P. Vasorum lymphaticorum corporis humani historia et ichnographia. Ex typographia Pazzini Carli; Siena, Italy; 1787.
6. Detmar M. The role of the lymphatic system in cancer metastasis. *Oncogene* 2014;33:1780-7.
7. Alitalo K. The lymphatic vasculature in disease. *Nature Medicine* 2011;17:1371-80.
8. Kuo C. Engineering lymphatic vessels for therapeutic lymphangiogenesis. *Advanced Drug Delivery Reviews* 2020;163-164:253-66.
9. Padera EP, Padera TP. The lymphatic system and disease pathophysiology. *Annual Review of Biomedical Engineering* 2022;24:411-37.
10. Louveau A, Smirnov I, Keyes TJ, et al. Structural and functional features of central nervous system lymphatic vessels. *Nature* 2015;523:337-41.
11. Pansini G. When Lymphatics, the Devil and Maleficent melanoma meet. A narrative survey on the lymphogenous spread of metastasis. *Veins and Lymphatics* 2024;13:12207.

Received: 20 May 2025; Accepted: 20 May 2025; Early view: 20 May 2025.

Publisher's note: all claims expressed in this article are solely those of the authors and do not necessarily represent those of their affiliated organizations, or those of the publisher, the editors and the reviewers. Any product that may be evaluated in this article or claim that may be made by its manufacturer is not guaranteed or endorsed by the publisher.

This work is licensed under a Creative Commons Attribution-NonCommercial 4.0 International License (CC BY-NC 4.0).